




Appendix E

Table E1: Type of Violence

Theme	Percentage
Type specifically named	53.2
Violence indicated but unnamed	23.8
NA or not able to interpret	23.0
Total	100.00%

Table E2: Violence Type Specifically Named

Theme	Percentage	Examples
Rape/sexual assault	44.0	
Childhood physical assault and sexual assault	18.87	
Emotional abuse	17.0	
Domestic violence	10.7	
Murder	5.66	
Other: property damage, forced to move drunk driving victimization, unwanted pregnancy, trafficked for sex	3.77	
Total	100.00%	

