




Appendix H

Table H1: Social Justice Concerns

Theme	Percentage
NA/Not indicated	68.65
Social Justice Concerns indicated	31.35
Total	100.00

Note: NA frequency = 92. Social Justice Concerns indicated frequency = 42

Table H2: Themes within Social Justice Concerns Indicated

Theme	Percentage	Examples
*Gender and sex	45.24	
LGBTQA (Lesbian, Gay, Bisexual, Transgendered, Questioning, Ally)	21.43	
Prosecution and enforcement	16.67	
Colonization, race/ethnicity	7.14	
Military	4.76	
Foster care	2.38	
Class/socio-economic status	2.38	
Total	100.00	

*Note: Of those narratives that addressed gender, 42.1% address males and 57.9% address females within a total of 19 cases.