




Appendix G

TableG1: Perpetration & Victimization: Gender and sex

Theme	Percentage	Examples
Female as Victim	45.33	
Male as Perpetrator	38.50	
Male as victim	14.61	
Female as Perpetrator/ Collusion behavior	1.53	
Total	99.97%	

Note: N/A or Not indicated at 25.71% or a frequency of 45 out of a total of 175 indicators.